

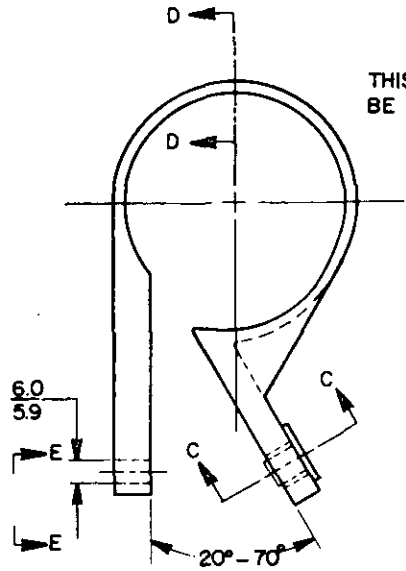
FED. SUP CLASS
5 3 4 0

USER ACTIVITIES:
ARMY - AL
NAVY - MC, OS, SH

REVIEWER ACTIVITIES:
ARMY - AT, AV, CR, ER, GL, ME, MI
NAVY - EC
AIR FORCE - 85
DLA - 15

DISTRIBUTION STATEMENT A: Approved for Public Release: Distribution Unlimited.
This military standard is approved for use by all Departments and Agencies of the Department of Defense.
Selection for all new engineering and design applications and for repetitive use shall be made from this document when applicable.

AMSC N/A



THIS END NOT TO BE CRIMPED

CLAMP UPPER FOOT

SEE NOTE 6

1.3
0.8

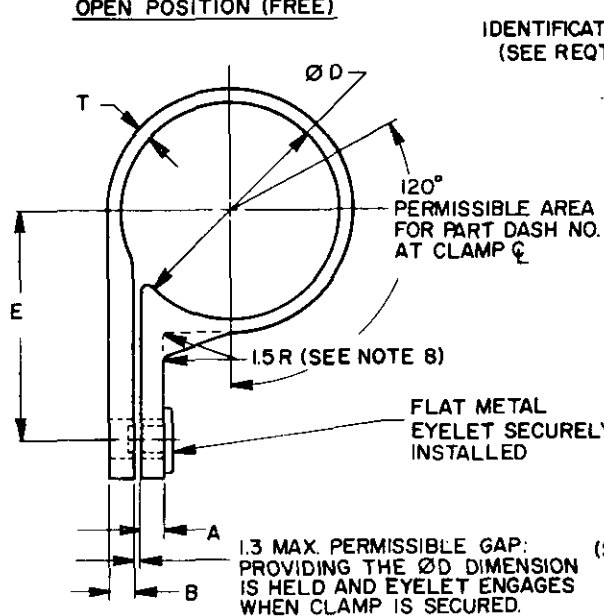
0.4
0.2

5.4
5.0

10.7 MIN.
NOT TO EXCEED F

SECTION C-C

OPEN POSITION (FREE)



IDENTIFICATION MARKING (SEE REQT 2)

RAISED PAD FOR IDENTIFICATION MARKING (OPTIONAL)

1.5R (2 PLACES)

6.0 (SEE NOTE 8)

FLAT METAL EYELET SECURELY INSTALLED

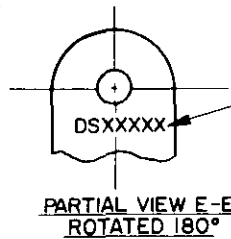
(SEE NOTE 7)

SIDE VIEW

CLOSED POSITION (INSTALLED)

RADIUS (S)

SECTION D-D



IMPRESSION STAMP P/N APPROX. LOCATION (2 LINES PERMISSIBLE)

PARTIAL VIEW E-E ROTATED 180°

P. A. NAVY-AS Other Code: ARMY-AR AIR FORCE - 99	INTERNATIONAL INTEREST	TITLE CLAMP, LOOP, PLASTIC, WIRE SUPPORT, METRIC	MILITARY STANDARD DS14487	
			PROCUREMENT SPECIFICATION MIL-S-23190	SUPERSEDES:

TABLE I. DASH NUMBERS AND DIMENSIONS

DASH NO.	A +0.3 -0.1	B +0.3 -0.1	C +0.3 -0.1	ØD +0.5	E +0.6	F +0.4	G RADIUS	S +0.3	T +0.3 -0.1	
03	1.7	1.7	1.5	3.2	10.2	12.7	F/2 SEE NOTE 7	0.5	1.3	
04				4	12.7					
06				6	12.9					
08		2.5		1.5	8					13.9
10					10					14.9
12					12					15.9
14					14					19.1
16	2.0	3.2	2.3	16	20.1	15.8	F/2 SEE NOTE 7	0.8	1.9	
18				18	21.1					
20				20	22.1					
22				22	23.1					
24				24	24.1					
26				26	25.1					
28				28	26.8					
30				30	27.8					
32				32	28.8					
34				34	29.8					
36	3.2	3.2	2.3	36	30.8	15.8	F/2 SEE NOTE 7	0.8	1.9	
38				38	31.8					
40				40	32.8					

USER ACTIVITIES:
ARMY - AL
NAVY - MC, OS, SH

REVISER ACTIVITIES:
ARMY - AT, AV, CR, ER, GL, ME, MI
NAVY - EC
AIR FORCE - 85
DLA - IS

This military standard is approved for use by all Departments and Agencies of the Department of Defense. Selection for all new engineering and design applications and for restrictive use shall be made from this document when applicable.

APPROVED 18 DEC 85
REVISED

P. A. NAVY-AS Other Cust ARMY-AR AIR FORCE-99	INTERNATIONAL INTEREST	TITLE CLAMP, LOOP, PLASTIC, WIRE SUPPORT, METRIC	MILITARY STANDARD
			DSI4487
PROCUREMENT SPECIFICATION MIL-S-23190		SUPERSEDES:	PAGE 2 OF 3

REQUIREMENTS:

1. MATERIAL:

CLAMP: POLYAMIDE PLASTIC (NYLON) IN ACCORDANCE WITH ASTM D4066-82 GROUP 1, CLASS 1, GRADE 1. COLOR SHALL BE NATURAL OR BLACK AS SPECIFIED.

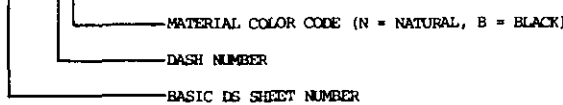
EYELET AND WASHER: ALUMINUM ALLOY 6061, ANODIZED IN ACCORDANCE WITH MIL-A-8625.

2. IDENTIFICATION MARKING: IDENTIFICATION MARKING SHALL CONSIST OF THE FSCM (FEDERAL SUPPLY CODE FOR MANUFACTURERS) AND THE COMPLETE PART NUMBER. MANUFACTURER'S NAME OR TRADEMARK MAY BE INCLUDED.

3. DIMENSION ϕ D SHALL CHECK TO DIMENSIONS INDICATED IN TABLE I WITH ENDS HELD IN POSITION SHOWN.

4. PART NUMBER: THE PART NUMBER SHALL CONSIST OF THE BASIC DS SHEET NUMBER FOLLOWED BY A DASH NUMBER TAKEN FROM TABLE I.

EXAMPLE: DS14487-08N



DS14487-08N INDICATES - CLAMP, LOOP, PLASTIC, WIRE SUPPORT, METRIC, NOMINAL CLAMPING DIAMETER OF 8mm, NATURAL IN COLOR.

NOTES:

1. ALL DIMENSIONS ARE IN MILLIMETERS. UNLESS OTHERWISE SPECIFIED TOLERANCE SHALL BE ± 0.25 FOR DECIMAL DIMENSIONS AND $\pm 5^\circ$ FOR ANGULAR DIMENSIONS.
2. CLAMPS SHALL BE FREE OF BURRS AND SHARP EDGES. MOLD MARKS AND NORMAL VENT FLASH ARE PERMISSIBLE.
3. SIDE GATE CUT-OFF IS PERMISSIBLE, PROVIDED ϕ D DIAMETER AND INNER EDGE RADIUS ARE NOT DISTURBED.
4. TENSILE STRENGTH FOR DASH NUMBERS 3 THRU 10 SHALL BE 445 NEWTONS MINIMUM, AND FOR DASH NUMBERS 12 THRU 40 SHALL BE 1000 NEWTONS MINIMUM.
5. THESE CLAMPS ARE INTENDED FOR TYING AND SUPPORT OF CABLE, CABLE ASSEMBLIES AND WIRE IN ELECTRICAL AND ELECTRONIC EQUIPMENT OF NON-CRITICAL AREAS WHERE TEMPERATURES DO NOT EXCEED 85°C.
6. DIAMETER OPTIONAL TO ASSURE PRESS-FIT TO EYELET.
7. "G" DIMENSION TO BE TANGENT TO "F".
8. THESE DIMENSIONS DO NOT APPLY TO -03 AND -04 WHICH HAVE NO WEB.
9. IN THE EVENT OF A CONFLICT BETWEEN THE TEXT OF THIS STANDARD AND THE REFERENCES CITED HEREIN, THE TEXT OF THIS STANDARD SHALL TAKE PRECEDENCE.
10. REFERENCED GOVERNMENT (OR NON-GOVERNMENT) DOCUMENTS OF THE ISSUE LISTED IN THAT ISSUE OF THE DEPARTMENT OF DEFENSE INDEX OF SPECIFICATIONS AND STANDARDS (DODISS) SPECIFIED IN THE SOLICITATION, FORM A PART OF THIS STANDARD TO THE EXTENT SPECIFIED HEREIN.

USER ACTIVITIES:
ARMY-AL
NAVY-MC, OS, SH

REVISER ACTIVITIES:
ARMY-AT, AV, CR, ER, GL, ME, MI
NAVY-EC
AIR FORCE-85
DLA-IS

This military standard is approved for use by all Departments and Agencies of the Department of Defense. Selection for all new engineering and design applications and for repetitive use shall be made from this document when applicable.

P. A. NAVY-AS Other Cust ARMY-AR AIR FORCE-99	INTERNATIONAL INTEREST	TITLE CLAMP, LOOP, PLASTIC, WIRE SUPPORT, METRIC	MILITARY STANDARD	
			DS14487	
PROCUREMENT SPECIFICATION MIL-S-23190	SUPERSEDES:	PAGE 3 OF 3		