

MIL-STD-14A

3 September 1954

SUPERSEDING

JAN-STD-14

23 May 1949

MILITARY STANDARD

ARCHITECTURAL SYMBOLS



MIL-STD-14A
3 September 1954

**OFFICE OF THE ASSISTANT SECRETARY
OF DEFENSE
WASHINGTON 25, D. C.**

3 September 1954

**Supply and Logistics
Architectural Symbols
MIL-STD-14A**

1. This standard has been approved by the Department of Defense for use by the Departments of the Army, the Navy, and the Air Force.
2. In accordance with established procedure, the Standardization Division has designated the Corps of Engineers, Bureau of Yards and Docks and the Air Force, respectively, as Army-Navy-Air Force custodians of this standard.
3. This standard is mandatory for use effective 3 November 1954 by the Departments of the Army, the Navy, and the Air Force.
4. Recommended corrections, additions, or deletions should be addressed to the Standardization Division, Office of the Assistant Secretary of Defense (Supply and Logistic), Washington 25, D. C.

MIL-STD-14A
3 September 1954

CONTENTS

1. SCOPE
 - 1.1 Coverage
 - 1.2 Limitation
2. REFERENCED DOCUMENTS
3. DEFINITIONS
4. GENERAL REQUIREMENTS
 - 4.1 Notation
 - 4.2 Scale
 - 4.3 Mechanical symbols
 - 4.4 Electrical symbols
 - 4.5 Sectioning conventions
5. DETAIL REQUIREMENTS
 - 5.1 Door symbols
 - 5.2 Window symbols
 - 5.2.1 Windows in plan
 - 5.2.2 Venting of windows in elevation
 - 5.3 Miscellaneous symbols

MIL-STD-14A

3 September 1954

1. SCOPE

1.1 *Coverage.*—This standard establishes a listing of architectural symbols that shall be used in the preparation of architectural working drawings. The symbols are those most commonly employed. Additional symbols may be used wherever necessary, and the listed symbols may be modified to fit specific structural conditions.

1.2 *Limitation.*—Representation of a symbol under a certain structural condition does not mean that the symbol is limited to use under this structural condition. When there is no change in symbol because of structural conditions, it is shown under only one structural condition.

2. REFERENCE DOCUMENTS

Not applicable.

3. DEFINITIONS

Not applicable.

4. GENERAL REQUIREMENTS

4.1 *Notation.*—When there is any doubt as to the meaning of a symbol, always notate.

MIL-STD-17, Military Standard for Mechanical Symbols.

4.2 *Scale.*—Symbols for windows, doors, louvers, etc., are illustrated as used in drawings of scale $\frac{1}{8}'' = 1' - 0''$. When drawings are made smaller than this scale, the symbols may be simplified as long as the basic idea is retained. When drawings are made larger than this scale, the symbols should be presented in greater detail.

4.4 *Electrical symbols.*—For electrical symbols used on architectural drawings, see MIL-STD-15A, Military Standard for Electrical and Electronic Symbols.

4.3 *Mechanical symbols.*—For mechanical symbols used on architectural drawings, see




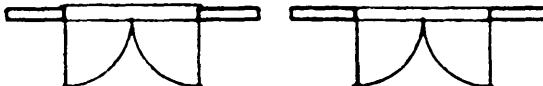
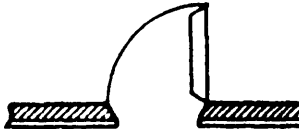
4. *Sectioning conventions.*—For sectioning conventions used on architectural drawings for indicating materials, see JAN-STD-1, National Military Establishment Standard for General Drawing Practice.

MIL-STD-14A

3 September 1954

5. DETAIL REQUIREMENTS

5.1 DOOR SYMBOLS¹

<i>Type</i>	<i>Symbol</i>
Single-swing with threshold ² in exterior masonry wall	
Single door, opening in	
Double door, opening out	
Single-swing with threshold ² in exterior frame wall	
Single door, opening out	
Double door, opening in	
Refrigerator door	

¹ When interference occurs with 90° swing, indicate door swing of 45°.

² Actual material of the threshold may be indicated by abbreviation in accordance with MIL-STD-12, Abbreviations for Use on Drawings.


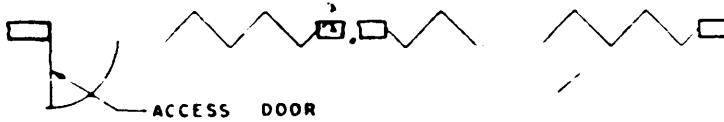


6.1 DOOR SYMBOLS (Continued)

Type	Symbol
Sliding doors	
In masonry walls	
In frame walls	
Single-swing, in interior masonry partition	
Single door	
Double door	
Single-swing, in interior frame partition	
Single door	
Double door	
Double-Acting doors	
Single door	
Double door	
In end out doors	

MIL-STD-14A

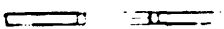
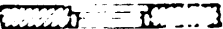

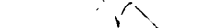


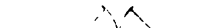








3 September 1954

5.1 DOOR SYMBOLS (Continued)

<i>Type</i>	<i>Symbol</i>
Folding door or folding partition	
End hung	
Center hung	
Double-leaf door	
Revolving door	

5.2 WINDOW SYMBOLS

5.2.1 Windows in plan

<i>Type</i>	<i>Symbol</i>		
	<i>Wood or metal sash in brick wall</i>	<i>Metal sash in masonry wall</i>	<i>Wood sash in masonry wall</i>
Double hung			
Casement ¹			
Double, opening out			
Single, opening in			
			

¹ On complicated drawings casement sash may be shown as indicated for pivoted and vented, provided venting is indicated on elevations and indication as to direction of venting (in or out) is clearly indicated in details or schedules.

5.2.1. Windows in plan (Continued)

Type	Wood or metal sash in frame wall	Symbol Metal sash in masonry wall	Wood sash in masonry wall
Horizontal-sliding sash			
Right sash over left			
Left sash over right			
Pivoted and vented (Indicate pivoting and direction of venting on elevation)			

5.2.2. Venting of windows in elevation*

Type	Symbol
Top hinged, projected out	
Bottom hinged, projected in	
Pivoted, horizontal	
Hinged, left side	
Hinged, right side	

* Windows viewed from outside

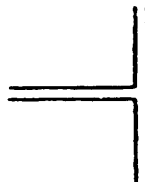
MIL-STD-14A
3 September 1954

5.3 MISCELLANEOUS SYMBOLS

Item

Stud partition, unless otherwise noted

Symbol



Elevators, hatchways, openings in floor, ducts, etc.



Louvered openings in masonry wall
Wood louver



Metal louver



Louvered opening in frame wall



MIL-STD-14A

3 September 1954

Copies of specifications, standards, drawings and publications required by contractors in connection with specific procurement functions should be obtained from the procuring agency as directed by the contracting officer.

Copies of this standard for military use may be obtained as indicated in the foreward to the Index of Military Specifications and Standards.

Copies of this standard may be obtained for other than official use by individuals, firms, and contractors from the Superintendent of Documents, U. S. Government Printing Office, Washington 25, D. C.

Both the title and identifying symbol number should be stipulated when requesting copies of military standards.

Custodians:

Army—Corps of Engineers

Navy—Bureau of Yards and Docks

Air Force

Other interest:

Army—OSigT.

