

METRIC

MIL-HDBK-1473A (MI)

29 August 1997

SUPERSEDING

MIL-HDBK-1473 (MI)

11 December 1995

# DEPARTMENT OF DEFENSE HANDBOOK

## COLOR AND MARKING OF ARMY MATERIEL



**This handbook is for guidance only. Do not cite this document as a requirement.**

AMSC N/A

AREA HFAC

## MIL-HDBK-1473A (MI)

### FOREWORD

1. This handbook is approved for use by the Aviation and Missile Command, Department of the Army, and is available for use by all Departments and Agencies of the Department of Defense.
2. This handbook is for guidance only. This handbook cannot be cited as a requirement. If it is, the contractor does not have to comply.
3. This handbook consolidates into a single document color and marking information contained in numerous administrative and standardization documents. This revision converts requirements in MIL-STD-1473B(MI) to guidelines and preferred or current practices and deletes references to specifications and standards that have been cancelled or are proposed for cancellation without replacement, pursuant to implementing standardization reform policies. Periodic revision or change notices will be issued to reflect cancellations of cited military standards or their replacements by non-government standards as they are approved.
4. Beneficial comments (recommendations, additions, deletions) and any pertinent data which may be of use in improving this document should be addressed to Commander, U.S. Army Aviation and Missile Command, ATTN: AMSAM-RD-SE-TD-ST, Redstone Arsenal, AL 35898-5270 by using the Standardization Document Improvement Proposal (DD Form 1426) appearing at the end of this document or by letter.

## MIL-HDBK-1473A (MI)

## CONTENTS

<u>PARAGRAPH</u>	<u>PAGE</u>
FOREWORD -----	ii
1 SCOPE -----	1
1.1 Scope -----	1
1.2 Purpose -----	1
2 APPLICABLE DOCUMENTS -----	1
2.1 General -----	1
2.2 Government documents -----	1
2.2.1 Specifications, standards, and handbooks -----	1
2.2.2 Other government documents, drawings, and publications -----	2
2.3 Non-Government publications -----	3
2.4 Order of precedence -----	3
3 DEFINITIONS -----	3
3.1 Terms -----	3
3.2 Numerical designations of colors -----	3
4 GENERAL GUIDELINES AND PRACTICES -----	4
4.1 Colors -----	4
4.2 Marking -----	4
4.3 Bar Coding -----	4
5 DETAILED GUIDELINES AND PRACTICES -----	5
5.1 Vehicles, construction equipment, and materials handling equipment-----	5
5.1.1 Color -----	5
5.1.1.1 General -----	5
5.1.1.2 Nontactical wheeled vehicles -----	5
5.1.2 Marking -----	5
5.1.2.1 Combat and tactical vehicles -----	5
5.1.2.2 Nontactical wheeled vehicles-----	5
5.1.2.3 Construction equipment and material handling equipment-----	5
5.1.2.4 Slow-moving vehicles -----	5
5.1.2.5 Pictorial Symbols -----	5
5.2 Vessels -----	5
5.3 Railroad equipment -----	5
5.3.1 Color -----	5
5.3.2 Marking -----	5
5.3.2.1 Agency identification -----	5
5.3.2.2 Identification numbers -----	5
5.3.2.2.1 Location -----	5
5.3.2.2.2 Prefix -----	8
5.3.2.2.3 Color -----	8
5.3.2.3 Caution markings -----	8
5.3.2.4 Army Medical Department -----	8

## MIL-HDBK-1473A (MI)

## CONTENTS

<u>PARAGRAPH</u>	<u>PAGE</u>
5.3.2.4.1	Color ----- 8
5.3.2.4.2	Identification ----- 8
5.3.2.4.3	Red Cross insignia ----- 8
5.3.2.4.4	Army Medical Department Insignia----- 8
5.4	Towed artillery, multiple rocket launchers, missiles, rockets, and related ground support equipment for missile systems ----- 8
5.4.1	Towed artillery and multiple rocket launchers----- 8
5.4.1.1	Color ----- 8
5.4.1.2	Marking ----- 8
5.4.2	Guided Missiles and Rockets ----- 8
5.4.2.1	Color ----- 9
5.4.2.2	Marking ----- 9
5.4.3	Ground support equipment ----- 9
5.4.3.1	Color ----- 9
5.4.3.1.1	Exteriors ----- 9
5.4.3.1.2	Interiors ----- 9
5.4.3.2	Marking ----- 9
5.4.4	Other items ----- 9
5.4.4.1	Pipe, hose, and tube lines ----- 9
5.4.4.2	Training aids ----- 9
5.5	Electrical and electronic equipment and items----- 9
5.5.1	Communications-electronic shelters ----- 9
5.5.1.1	Color ----- 9
5.5.1.1.1	Exteriors ----- 9
5.5.1.1.2	Interiors ----- 9
5.5.1.2	Marking ----- 9
5.5.2	Cables ----- 11
5.5.2.1	Electrical cable and cord ----- 11
5.5.2.2	Cables for transmission of telephone, telegraph, and teletype signals----- 11
5.5.2.3	Vehicular use ----- 11
5.5.2.4	Thermocouples ----- 11
5.5.3	Electronic items ----- 11
5.5.4	Warning markings ----- 11
5.5.4.1	Electronic equipment ----- 11
5.5.4.2	Radio frequency hazard ----- 11
5.5.4.3	Laser hazard ----- 11
5.5.4.4	Safety ----- 11
5.5.4.5	Tactical lasers ----- 11
5.5.5	Test equipment ----- 11
5.5.6	Hookup wire ----- 11
5.5.7	Reference designations ----- 11
5.5.8	Communications equipment ----- 12
5.5.9	Static electricity grounding points----- 12
5.6	Aircraft ----- 12
5.6.1	General ----- 12
5.6.2	Aircrew stations ----- 12

## MIL-HDBK-1473A (MI)

## CONTENTS

<u>PARAGRAPH</u>	<u>PAGE</u>
5.6.2.1	Displays ----- 12
5.6.2.2	Instrument and range markings ----- 12
5.6.2.3	Cockpit area equipment ----- 12
5.6.2.4	Emergency equipment ----- 12
5.6.3	Avionics equipment ----- 12
5.6.3.1	Externally mounted ----- 12
5.6.3.2	Internally mounted ----- 12
5.7	Ammunition, chemical, and radiological items ----- 12
5.7.1	Ammunition ----- 12
5.7.2	Chemical warfare equipment ----- 12
5.7.3	Nuclear reactor systems valves, fittings, flanges, and unions ----- 12
5.8	Other items ----- 12
5.8.1	Antenna radomes ----- 13
5.8.2	Antenna towers ----- 13
5.8.3	Armed forces radio and television network equipment ----- 13
5.8.4	Automatic data processing equipment ----- 13
5.8.5	Bridging equipment ----- 13
5.8.6	Fire control materiel ----- 13
5.8.7	Ground controlled approach (GCA) radar equipment ----- 13
5.8.8	Machine tools ----- 13
5.8.9	Meteorological equipment ----- 13
5.8.10	Nylon webbing ----- 13
5.8.11	Petroleum and related products ----- 13
5.8.12	Photographic and audio-visual equipment ----- 14
5.8.13	Pipelines and compressed gas cylinders ----- 14
5.8.14	Reusable shipping transporters ----- 14
5.8.15	Small arms ----- 14
5.8.16	Training devices ----- 14
5.9	Safety color markings and signs ----- 14
5.9.1	Safety colors ----- 14
5.9.2	Safety sign color and marking ----- 14
5.9.2.1	Danger signs ----- 14
5.9.2.2	Caution signs ----- 14
5.9.2.3	Safety instruction signs ----- 14
5.9.2.4	Directional signs ----- 14
5.9.2.5	Slow-moving vehicles ----- 14
5.10	Signs (non-safety) ----- 14
5.10.1	Informational signs ----- 14
5.10.1.1	Colors ----- 15
5.10.1.2	Markings ----- 15
5.10.2	Marker signs ----- 15

## MIL-HDBK-1473A (MI)

## CONTENTS

<u>PARAGRAPH</u>		<u>PAGE</u>
6.	NOTES -----	22
6.1	Intended use -----	22
6.2	Subject term (key word) listing -----	22
6.3	Changes from previous issue -----	22
<u>FIGURE</u>		
1.	Danger signs -----	18
2.	Caution signs -----	19
3.	Safety instruction signs -----	20
4.	Directional signs -----	21
5.	Example of sign for slow-moving vehicle-----	21
<u>TABLE</u>		
I.	Standard color for applicable exterior and interior surfaces of vehicles, construction equipment, and materials handling equipment-----	6
II.	Surface and marking colors for electronic communication shelter and van type vehicles occupied by personnel during operation, maintenance or control-----	10
III.	Safety colors -----	16
<u>APPENDIX</u>	Supplementary and Source Documents -----	23
INDEX	-----	26
CONCLUDING MATERIAL	-----	28

## MIL-HDBK-1473A (MI)

## 1. SCOPE

1.1 Scope. This handbook provides general guidelines for color and marking of Army materiel.

It does not cover finishes, surface preparations, related treatments for preservation and coating, or special requirements specified by Army design activities. Moreover, this handbook does not apply to exterior colors of Army equipment under tactical conditions in active combat theaters of operation where such equipment may be painted Lusterless White No. 37875 in snow areas, or other colors or patterns deemed necessary for camouflage or for compliance with host country requirements.

1.2 Purpose. This handbook consolidates into a single document color and marking provisions for different classes of materiel contained in numerous administrative and standardization documents. This handbook is for guidance only. This handbook cannot be cited as a requirement. If it is, the contractor does not have to comply.

## 2. APPLICABLE DOCUMENTS

2.1 General. The documents listed below are not necessarily all of the documents referenced herein, but are the ones needed in order to fully understand the information provided by this handbook.

2.2 Government documents.

2.2.1 Specifications, standards, and handbooks. The following standards form a part of this document to the extent specified herein. Unless otherwise specified, the issues of these documents are those listed in the latest issue of the Department of Defense Index of Specifications and Standards (DoDISS) and supplement thereto.

## SPECIFICATIONS

## DEPARTMENT OF DEFENSE

MIL-C-3702	- Cable, Power, Electrical, Ignition, High Tension	*
MIL-W-4088	- Webbing, Textile, Woven Nylon	*
MIL-M-13231	- Marking of Electronic Items	
MIL-C-13486	- Cable, Special Purpose, Electrical, Low Tension, Heavy Duty Multiple Conductors, Unshielded	
MIL-W-13855	- Weapon, Small Arms and Aircraft Armament Subsystems, General Specification for	
MIL-M-18012	- Markings for Aircrew Station Displays, Design and Configuration of	
MIL-T-23991	- Training Devices, Military, General Specification for	
MIL-C-46168	- Coating, Aliphatic Polyurethane, Chemical Agent Resistant	
MIL-E-52835	- Enamel, Modified Alkyd, Camouflage, Lusterless	
MIL-C-53039	- Coating, Aliphatic Polyurethane, Single Component, Chemical Agent Resistant	

\*

\*

\*

\*

## STANDARDS

## FEDERAL

FED-STD-186	- Marking of Valves, Fittings, Flanges, and Unions Used in Nuclear Reactor Systems
FED-STD-595	- Colors Used in Government Procurement

## MIL-HDBK-1473A (MI)

## DEPARTMENT OF DEFENSE

MIL-STD-101	-	Color Code for Pipelines and Compressed Gas Cylinders	
MIL-STD-129	-	Military Marking	
MIL-STD-130	-	Identification Marking of U.S. Military Property	
MIL-STD-161	-	Identification Methods for Bulk Petroleum Products Systems Including Hydrocarbon Missile Fuels	*
MIL-STD-290	-	Packaging of Petroleum and Related Products	*
MIL-STD-411	-	Aircrew Station Alerting Systems	
MIL-STD-642	-	Identification Marking of Combat and Tactical Transport Vehicles	
MIL-STD-681	-	Identification Coding and Application of Hookup and Lead Wire	
MIL-STD-685	-	Identification of Cable Used for Transmission of Telephone, Telegraph, and Teletype Signals	
MIL-STD-686	-	Cable and Cord, Electrical; Identification Marking and Color Coding of	
MIL-STD-687	-	Wire, Thermocouple, Identification Marking and Color Coding of	
MIL-STD-709	-	Ammunition Color Coding	
MIL-STD-783	-	Legends for Use in Aircrew Stations and on Airborne Equipment	*
MIL-STD-1223	-	Nontactical Wheeled Vehicles Treatment, Painting, Identification Marking and Data Plate Standards	*
MIL-STD-1271	-	Symbols to Supplement the Text of Instruction Plates for Military Vehicles	
MIL-STD-1285	-	Marking of Electrical and Electronic Parts	
MIL-STD-1472	-	Human Engineering	
MIL-STD-1480	-	Color Codes for Webbing, Textile; Manufacturer's Identification	

## HANDBOOKS

## DEPARTMENT OF DEFENSE

MIL-HDBK-454 - General Guidelines for Electronic Equipment |

(Unless otherwise indicated, copies of the above standards are available from the Standardization Documents Order Desk, Building 4D, 700 Robbins Avenue, Philadelphia, PA 19111-5094.)

2.2.2 Other Government documents, drawings, and publications. The following other Government documents, drawings, and publications form a part of this document to the extent specified herein. Unless otherwise specified, the issues are those cited in the solicitation.

## DOCUMENTS

## FEDERAL AVIATION ADMINISTRATION

TSO N26 - Technical Standard Order

## MIL-HDBK-1473A (MI)

### DRAWINGS

#### DEPARTMENT OF DEFENSE

11644801 - Army Medical Department Insignia

(Copies of drawings required by contractors in connection with specific procurement functions should be obtained from the procuring activity or as directed by the contracting officer.)

2.3 Non-Government publications. The following documents form a part of this handbook to the extent specified herein. Unless otherwise specified, the issues of the documents which are DoD adopted are those listed in the latest issue of the DoDISS and supplement thereto.

#### AMERICAN NATIONAL STANDARDS INSTITUTE (ANSI)

ANSI S1.1 - Acoustical Terminology  
ANSI C95.2 - Radio Frequency Radiation Hazard Warning Symbol  
ANSI N2.1 - Radiation Symbol  
ANSI Z136.1 - Lasers, Safe Use of  
ANSI Z535.1 - Safety Color Code  
ANSI Z535.2 - Safety Signs

(Application for copies should be addressed to the American National Standards Institute, Inc., 11 West 42nd Street, New York, NY 10036.)

#### INSTITUTE OF ELECTRICAL AND ELECTRONIC ENGINEERS

IEEE 200-75 - Electrical and Electronics Parts and Equipment, Reference and Designations for

(Application for copies should be addressed to the IEEE Service Center, P.O. Box 1331, 445 Hoes Lane, Piscataway, NJ 08555-1331)

#### AUTOMATIC IDENTIFICATION MANUFACTURERS

AIM BC1 - Uniform Symbology Specification Code 39

(Application for copies should be addressed to the AIM, 634 Alpha Drive, Pittsburgh, PA 15238-2802)

2.4 Order of precedence. In the event of a conflict between the text of this document and the references cited herein, the text of this document takes precedence. Nothing in this document, however, supersedes applicable laws and regulations unless a specific exemption has been obtained.

### 3. DEFINITIONS

3.1 Terms. Terms are defined in accordance with MIL-HDBK-1908.

3.2 Numerical designations of colors. The numerical designations of colors herein refer to FED-STD-595.

## MIL-HDBK-1473A (MI)

### 4. GENERAL GUIDELINES AND PRACTICES

#### 4.1 Colors.

4.1.2 Controls and displays. Except where specified to the contrary herein, color coding of controls and displays should conform to MIL-STD-1472.

4.1.3 Off-the-shelf equipment. Repainting of off-the-shelf equipment, subject by law to competitive procurement, will not be required in order to meet the criteria herein. However, a criterion for selecting off-the-shelf commercial or Government equipment should be the degree to which the equipment conforms to this handbook. Where off-the-shelf equipment requires modification in order to interface with other equipment, the modification, if it affects painted surfaces, should conform to the criteria herein.

#### 4.2 Marking.

4.2.1 Identification, general. See MIL-STD-130, as applicable.

4.2.2 Shipment and storage. For shipment and storage, see MIL-STD-129. For labeling of lifting and tiedown points, see MIL-STD-1472.

4.2.3 Controls and displays. Controls, displays, and other items of equipment that must be located, identified, read or manipulated, should be labeled to permit rapid and accurate human performance; however, labels are not required on equipment or controls where use is obvious to the user (e.g., functional label on aircraft control stick).

4.2.4 Labeling, lettering, and numeral design. If labeling, lettering, or numeral design guidelines or practices are not covered herein, see MIL-STD-1472.

4.3 Bar coding. See AIM BC1.

## MIL-HDBK-1473A (MI)

## 5. DETAILED GUIDELINES AND PRACTICES

5.1 Vehicles, construction equipment, and materials handling equipment5.1.1 Color.

5.1.1.1 General. Applicable exterior and interior surfaces are painted Lusterless Forest Green No. 34083, except as indicated in Table I. Colors applicable to personnel stepping areas do not preclude use of grit or similar antislip material. If commercial vehicles are to be used in tactical situations, the interior of the vehicle cab should be a dark color (i.e., brown, black, or dark green).

5.1.1.2 Nontactical wheeled vehicles. See MIL-STD-1223. (Also see Appendix)

5.1.2 Marking.

5.1.2.1 Combat and tactical vehicles. See MIL-STD-642. Tactical bulk fuel transporters and fuel servicing vehicles should have required safety exterior markings per Department of Transportation (DOT) regulations governing the transportation of hazardous materials in tank motor vehicles. (Also see Appendix.)

5.1.2.2 Nontactical wheeled vehicles. See MIL-STD-1223. (Also see Appendix)

5.1.2.3 Construction equipment and material handling equipment. See Appendix.

5.1.2.4 Slow-moving vehicles. See 5.11.2.

5.1.2.5 Pictorial symbols. Symbols to be shown on military vehicle instruction plates in addition to the text should conform to MIL-STD-1271. (Also see Appendix)

5.2 Vessels. See Appendix.

5.3 Railroad equipment.5.3.1 Color.

- a. Railway motive power and work equipment: Semi-Gloss Black No. 27038
- b. Gondola, hopper and tank cars: Gloss Black No. 17038
- c. Hospital, kitchen car, passenger, freight, and caboose exteriors: Gloss Olive Green No. 14064

5.3.2 Marking.

5.3.2.1 Agency identification. The agency identification "US ARMY" should be applied on both sides of all railroad equipment in Gloss White No. 17875; however, in theaters of operation, it should not be applied to freight cars or cabooses.

5.3.2.2 Identification numbers.

5.3.2.2.1 Location. Identification numbers, prescribed by the procuring activity, should be marked on both sides and on each end of all locomotives, locomotive tender units, work equipment, and rolling stock.

## MIL-HDBK-1473A (MI)

TABLE I. Standard color for applicable exterior and interior surfaces of vehicles, construction equipment, and materials handling equipment

VEHICLES, EQUIPMENT, SURFACE	COLOR	FED-STD-595
AMBULANCE		
Exterior and Interior Surfaces	Gloss White	17875
TACTICAL		
Exterior	Lusterless Forest Green	34083
Interior	Semi-Gloss Green or Gloss White	24533 17875
CALIBRATION VEHICLES (To be used in CONUS or major overseas commands)		
Exterior	Lusterless Forest Green or Gloss White	34083 17875
Wall, Ceiling, Doors, Fittings, and Mounted Equipment	Semi-Gloss Green	24533
COMBAT VEHICLES & SPECIAL PURPOSE ARMORED HULL VEHICLES		
Interior Surfaces (general)	Gloss White	17875
M113 personnel carrier family of vehicles		
Interior surfaces	Semi-Gloss Green	24533
Floors and ramps	Lusterless Forest Green	34083
Interior surfaces such as doors and hatches which become exterior surfaces during operational use	Lusterless Forest Green	34083
COMMERCIAL TYPE VEHICLES		
Exterior and interior surfaces (except where otherwise provided for herein by the procuring activity)	Gloss Green	14050
Bodies constructed of aluminum, stainless steel, or other corrosion-resistant material	No paint (if in accordance with common commercial practice)	

(Continued)

## MIL-HDBK-1473A (MI)

TABLE I. Standard color for applicable exterior and interior surfaces of vehicles, construction equipment, and materials handling equipment - Continued

VEHICLES, EQUIPMENT, SURFACE	COLOR	FED-STD-595
<b>FIREFIGHTING VEHICLES</b>		
Exterior and interior surfaces (including auxiliary vehicles to be assigned exclusively for firefighting or fire protection, and airfield crash rescue vehicle when in nontactical use)	Gloss Red	11136
	Gloss Yellow (when in non-tactical use)	13538
<b>GARBAGE/REFUSE COLLECTION TRUCKS-(NON-TACTICAL USE)</b>		
Exterior and interior surfaces	Gloss White	17875
Top of hood, handles, control levers, and stepping area of running boards	Gloss Black	17038
<b>MATERIALS HANDLING EQUIPMENT</b>		
Non-tactical area assignments, including aircraft towing and fuel/oil dispensing vehicles exterior and interior surfaces	Gloss Yellow	13538
Tactical area assignments exterior and interior surfaces	Lusterless Forest Green	34083
<b>MOBILE ELECTRONIC/COMMUNICATION EQUIPMENT ENCLOSURES</b>	See Table II	
<b>FACILITIES ENGINEERING VEHICLES NOT ASSIGNED TO TACTICAL UNITS (including attachments used for highway construction or maintenance)</b>		
Exterior and Interior Surfaces	Gloss Yellow	13538
<b>RESEARCH AND DEVELOPMENT TEST PROJECT VEHICLES</b>		
Exterior and Interior Surfaces	As specified by the procuring activity	
<b>VAN TYPE VEHICLES</b>	See Table II	

## MIL-HDBK-1473A (MI)

5.3.2.2.2 Prefix. On rolling stock, car numbers are prefixed with the letters "USA" immediately to the left of or above the car number. In the continental United States, freight and caboose cars acceptable for interchange or commercial railroads use the prefix "USAX" in lieu of the above where specifically authorized by the procuring activity. In such cases, the identification number and "USAX" prefix are also marked on the ends of the trucks of those cars.

5.3.2.2.3 Color. Identification numbers and prefixes are applied in Gloss White No. 17875. \*

5.3.2.3 Caution markings. Caution markings on railroad equipment are applied only for use within the continental United States as follows:

a. A stripe in Gloss Yellow No. 13538 or reflective yellow adhesive backed marker is marked across each side and across each end of all locomotive and locomotive tender units, with location and width as directed by the procuring activity.

b. Access steps to locomotives and locomotive tenders are painted Gloss Yellow No. 13538.

#### 5.3.2.4 Army Medical Department.

5.3.2.4.1 Color. Army Medical Department markings are applied in Gloss Red No. 11136 and Gloss White No. 17875.

5.3.2.4.2 Identification. The words "ARMY MEDICAL DEPARTMENT" and type of car are marked on both sides of Army Medical Department cars near the center of the car. The type of car is also marked in white on the end doors of each car in conjunction with the identification number of the car.

5.3.2.4.3 Red Cross insignia. Red cross insignia are applied on both sides and on the roof of all kitchen, baggage, ambulance ward, and personnel cars assigned to the Army Medical Department. Red cross insignia, applied to the sides of the cars, are located near each end of the car. The use of decals is authorized for Army Medical Department requirements provided the decals meet the requirements of the color code.

5.3.2.4.4 Army Medical Department insignia. The Army Medical Department insignia, consisting of a red caduceus on a circular white field, are applied on both sides of Army Medical Department cars near the center of the car. These insignia are placed on each side of or adjacent to the words "ARMY MEDICAL DEPARTMENT" and type of car, marked in accordance with 5.3.2.4.2. The Army Medical Department insignia (caduceus) conforms to drawing 11644801 which is available through supply channels as FSN 7690-00-790-2407.

### 5.4 Towed artillery, multiple rocket launchers, missiles, rockets, and related ground support equipment for missile systems.

#### 5.4.1 Towed artillery and multiple rocket launchers.

5.4.1.1 Color. Exterior painted surfaces of towed artillery and multiple rocket launchers are Lusterless Forest Green No. 34083. (Also see Appendix.)

5.4.1.2 Marking. The agency identification "US ARMY" is conspicuously marked on both sides of towed artillery and multiple rocket launchers in Lusterless Black No. 37038. This marking is applied to the most suitable surfaces, such as side shields, outriggers, trails, drawbars, counter-recoil cylinders, recuperator cylinders, or gun tubes, as approved by the procuring activity.

#### 5.4.2 Guided missiles and rockets.

## MIL-HDBK-1473A (MI)

5.4.2.1 Color. Unless otherwise specified by the procuring activity, exterior painted surfaces of missiles and rockets should be Lusterless Forest Green No. 34083. For applicable color coding, see MIL-STD-709. (Also see Appendix.)

5.4.2.2 Marking.

a. The agency identification "US ARMY" is marked on all missiles and rockets except those shipped to foreign countries under the Military Assistance Program and those less than 180 mm (7 inches) in diameter.

b. The agency identification "US ARMY" is conspicuously marked on at least two sides of the missile or rocket. Unless otherwise specified by the procuring activity, the identification should be along the longitudinal axis so that when the missile is in the horizontal position, the letters will be vertical.

c. The above markings should be applied in Lusterless Black No. 37038.

5.4.3 Ground support equipment.

5.4.3.1 Color. Ground support equipment is painted as follows:

5.4.3.1.1 Interiors. For interior colors of missile system vans or van type vehicles, occupied by personnel during operation, maintenance or control, see Table II.

5.4.3.1.2 Exteriors. Exterior painted surfaces of ground support equipment for missile systems are Lusterless Forest Green No. 34083. (Also see Table II.)

5.4.3.2 Marking. See Table II.

5.4.4 Other items.

5.4.4.1 Pipe, hose, and tube lines. The function, content direction of flow, and any hazard of pipe, hose, and tube lines used in missile systems and systems-peculiar equipment that is required exclusively for test, maintenance, servicing or operation as an integral part of the functional system, should be color coded (and marked). All lines external to these systems should be color coded in accordance with MIL-STD-101.

5.4.4.2 Training aids. Graphic and demonstrator-type training aids utilized in operational and maintenance guided missile training are color coded in accordance with MIL-STD-709.

5.5 Electrical and electronic equipment and items.

5.5.1 Communications-electronics shelters.

5.5.1.1 Color.

5.5.1.1.1 Exteriors. Exterior painted surfaces are Lusterless Forest Green No. 34083 solar heat reflecting paint produced in accordance with MIL-C-46168, MIL-C-53039. (Also see Table II.)

5.5.1.1.2 Interiors. Interior colors of mobile communication-electronic equipment enclosures, occupied by personnel during operation, maintenance, or control, are listed in Table II.

5.5.1.2 Marking. See Table II and applicable other applicable provisions herein.

## MIL-HDBK-1473A (MI)

TABLE II. Surface and marking colors for electronic/communication shelter and van type vehicles occupied by personnel during operation, maintenance or control

AREA	COLORS	FED-STD-595
Walls, ceilings, (except acoustical tile) doors (except below), and fittings.	Semi-Gloss Green	24410 or 24533*
Ceilings and Walls (where greater brightness is required for work performed)	Semi-Gloss White	27875
Inside of doors which open outward	Exterior match	
Floors Linoleum covered Not linoleum covered	As specified by procuring activity Lusterless Gray including grit when grit is specified for a particular area	36118
Cabinet/Console exteriors	Semi-Gloss Green	24410
Control/Display Panels Interior and exterior (covered) Exterior (no cover)	Semi-Gloss Gray Exterior match	26492
Controls	Gloss Black or Semi-Gloss Gray	17038 26231
Panel labeling Interior and exterior (covered) panels Exterior (no cover) panels	Semi-Gloss Black Lusterless Black Lusterless White	27038 37038* 37875*
Interior surfaces of other containers, cabinets, or shelter, if painting is required	Gloss White	17875

\*As specified by the procuring activity.

## MIL-HDBK-1473A (MI)

### 5.5.2 Cables.

5.5.2.1 Electrical cable and cord. See MIL-STD-686.

5.5.2.2 Cable for transmission of telephone, telegraph, and teletype signals - For color coding and marking (including singles, pairs, multiples and quads used in other applications such as inter-communication, loudspeaker and microphone cables), see MIL-STD-685.

5.5.2.3 Vehicular use. For color and marking of high-tension and low-tension cables used in vehicles, see MIL-C-3702 and MIL-C-13486, respectively.

5.5.2.4 Thermocouples. For color and identification coding of single and duplex thermocouple wires and all thermocouple extension wires, see MIL-STD-687.

5.5.3 Electronic items. For marking of electronic items (except marking for shipment), see MIL-M-13231.

### 5.5.4 Warning markings.

5.5.4.1 Electronic equipment. For warning labels, signs and markings on electronic equipment, see MIL-HDBK-454. For size and format of warning labels, signs and markings, see Figures 1 and 2.

5.5.4.2 Radio frequency hazard warning symbol. See ANSI C95.2.

5.5.4.3 Laser Hazard. See ANSI Z136.1.

5.5.4.4 Safety. See 5.9.

5.5.4.5 Tactical lasers - Tactical lasers may be exempted from Food and Drug Administration requirements provided the lasers are clearly identified by the label shown below.

#### CAUTION

THIS ELECTRONIC PRODUCT HAS BEEN EXEMPTED FROM FDA RADIATION SAFETY PERFORMANCE STANDARDS PRESCRIBED IN THE CODE OF FEDERAL REGULATIONS, TITLE 21, CHAPTER I, 76EL-01DOD ISSUED ON 26 JULY 1976. THIS PRODUCT SHOULD NOT BE USED WITHOUT ADEQUATE PROTECTIVE DEVICES OR PROCEDURES.

5.5.5 Test equipment. Test equipment colors are as follows:

- a. For bench use: Semi-Gloss Gray No. 26307.
- b. For field testing: Lusterless Forest Green No. 34083.
- c. For flight line: Gloss Yellow No. 13538.

5.5.6 Hookup wire identification coding. See MIL-STD-681.

5.5.7 Reference designations. See IEEE 200-75.

## MIL-HDBK-1473A (MI)

5.5.8 Communications equipment. Communications equipment, such as radio station equipment and telephone central office sets, installed at fixed facilities should be painted Lusterless Forest Green No. 34083 or Lusterless Gray No. 36118. Tactical communications equipment should be painted Lusterless Forest Green No. 34083.

5.5.9 Static electricity grounding points. A 45 cm (18 in) diameter yellow circle with a 5 cm (2 in) black border, surrounds each grounding rod permanently installed in a hard surface. The words "static ground connection" or "static grounding point" and a numerical or alphanumeric identification of the rod is stenciled in black on the yellow circle. These markings may be painted or applied as decals; however, the material used should resist degradation by the environment or POL spillage. Markings of this type are not required for temporary ground rods.

## 5.6 Aircraft.

5.6.1 General. Marking of aircraft should be designed to minimize the hazards to troops, maintenance personnel, and crew from rotating shafts, rotors, hoists, and suspension systems, downwash, electrical shock, and other unsafe conditions. (Also see Appendix.)

### 5.6.2 Aircrew stations.

5.6.2.1 Displays. Design and configuration of marking displays should conform to MIL-M-18012, MIL-STD-411, and MIL-STD-783

5.6.2.2 Instrument and range markings. See MIL-M-18012. (Also see Appendix.)

5.6.2.3 Cockpit area equipment. All surfaces in the cockpit area, except emergency equipment, should be Lusterless Black No. 37038.

5.6.2.4 Emergency equipment. Emergency equipment, when required, should be Semi-Gloss Yellow No. 23538 or Lusterless Yellow No. 33538. Emergency controls should be marked in accordance with MIL-M-18012.

### 5.6.3 Avionics equipment.

5.6.3.1 Externally mounted. Externally mounted equipment is Lusterless Forest Green No. 34083.

5.6.3.2 Internally mounted. Internally mounted equipment cases and panels, except those in the cockpit area, are Lusterless Forest Green No. 34083 or Semi-Gloss Gray No. 26152.

## 5.7 Ammunition, chemical, and radiological items.

5.7.1 Ammunition. Conventional and chemical ammunition are painted in accordance with MIL-STD-709. Markings are typically specified by the procuring activity.

5.7.2 Chemical warfare equipment. Chemical warfare equipment is painted Lusterless Forest Green No. 34083 except that such equipment mounted on vehicles is painted the same color as the vehicle.

5.7.3 Nuclear reactor system valves, fittings, flanges, and unions. See FED-STD-186.

5.8 Other items. The standard color for exterior painted surfaces of other items of Army materiel intended for field use and not otherwise specified herein is Lusterless Forest Green No. 34083.

## MIL-HDBK-1473A (MI)

5.8.1 Antenna radomes - If painting is necessary, antenna radomes should be Lusterless Forest Green No. 34083 or Lusterless White No. 37875.

5.8.2 Antenna towers. Antenna towers for use under non-tactical conditions are painted in alternating bands of Gloss Orange No. 12197 and Gloss White No. 17875, with the band at each end colored orange. These bands are of equal width, each band being approximately one-seventh the height of the tower, provided that each band is not more than 12 m (40 feet) nor less than 45 cm (1.5 feet) wide.

5.8.3 Armed Forces Radio and Television Network equipment. Armed Forces Radio and Television Network equipment is painted Lusterless Forest Green No. 34083 or Lusterless Gray No. 36118.

5.8.4 Automatic data processing equipment. Automatic data processing equipment is painted Lusterless Forest Green No. 34083 or Lusterless Gray No. 36118.

5.8.5 Bridging equipment. Applicable exterior surfaces of bridging equipment are painted Lusterless Forest Green No. 34083 except as specified by the procuring activity. Stenciling and identification marking is Lusterless Black No. 37038. Bridging equipment covered by treaty agreements is finished in accordance with such color schemes of those agreements as specified by the procuring activity.

5.8.6 Fire control materiel. Purging ports are color coded Gloss Gray No. 16187 and escape ports are color coded Gloss Yellow No. 13538 on fire control optical instruments normally charged with nitrogen.

5.8.7 Ground controlled approach (GCA) radar equipment - GCA radar equipment for use at Army airfields is painted as follows:

- a. Tactical use     Lusterless Forest Green No. 34083 (including waveguide and antenna reflectors). Reflectors may be painted a non-conductive Lusterless Forest Green, No. 34083.
- b. CONUS use     Per FAA Technical Standard Order TSO N26.

5.8.8 Machine tools. Machine tools and associated shop equipment are painted Gloss Gray No. 16187, except as follows:

- a. At fixed facilities, such equipment may be painted Semi-Gloss Green No. 24272.
- b. Emergency stopping switches and bars on such equipment are painted Gloss Red No. 11105 or 11136.

5.8.9 Meteorological equipment. Meteorological equipment are painted Lusterless Forest Green No. 34083.

5.8.10 Nylon webbing- For manufacturers' identification color coding of nylon webbing manufactured under MIL-W-4088, see MIL-STD-1480.

5.8.11 Petroleum and related products. Marking of petroleum and related products should conform to MIL-STD-290. With the exception of aircraft, vessels, power plants and heating systems, and where camouflage or concealment is not required, color and marking for identification of liquid petroleum products and hydrocarbon missile fuels stored in and dispensed from Government owned or operated bulk facilities should be in accordance with MIL-STD-161.

## MIL-HDBK-1473A (MI)

5.8.12 Photographic and audio-visual equipment. These items are painted Lusterless Forest Green No. 34083 or Lusterless Black No. 37038 as appropriate.

5.8.13 Pipelines and compressed gas cylinders. Pipelines and compressed-gas cylinders should be color coded as specified by MIL-STD-101.

5.8.14 Reusable shipping transporters - Reusable shipping transporters (CONEX containers) are painted as follows:

- a. Type I and type II containers: Lusterless Forest Green No. 34083
- b. Type II CH (controlled humidity) containers: Gloss Aluminum No. 17178

5.8.15 Small arms. Marking for small arms weapons (including those used in aircraft armament subsystems) should conform to MIL-W-13855.

5.8.16 Training Devices. Color and marking should be in accordance with MIL-T-23991.

## 5.9 Safety color markings and signs.

5.9.1 Safety colors. See Table III. (Also see Appendix.)

5.9.2 Safety sign color and marking. Danger, warning, caution, notice, instruction, fire safety, and directional signs and plates should conform to ANSI Z535.1 and ANSI Z535.2 except as specified below. (Also see Appendix.)

5.9.2.1 Danger signs. Danger signs, used only where an immediate hazard capable of producing irreversible damage or injury exists, should conform to Figure 1. Wording warns of specific dangers only, is as brief as possible, conveys all necessary information, and may identify the danger, where it is, and how to avoid it.

5.9.2.2 Caution signs - Caution signs, used only to warn against potential hazards or to caution against unsafe practices, should conform to Figure 2. Wording warns of possible dangers or unsafe practices.

5.9.2.3 Safety instruction signs. Safety instruction signs, used to provide general safety instructions and suggestions, should conform to Figure 3. Wording provides information relating to general safe practices.

5.9.2.4 Directional signs. Directional signs, where required to indicate the way to locations, should conform to Figure 4. Wording indicates the way to stairways, fire escapes, exits, and other locations. These signs are not used in lieu of fire exit signs.

5.9.2.5 Slow-moving vehicles. Signs or emblems, used to identify vehicles that, by design, move at 40 km/h (25 mph) or less on public roads and streets, consist of a fluorescent, yellow-orange triangle with a dark red reflective border (see Figure 5 for example). Such signs/emblems are neither clearance markers for wide machinery nor a replacement for required lighting or marking of slow-moving vehicles.

## 5.10 Signs (non-safety).

5.10.1 Informational signs. Signs, used to convey general information on subjects other than safety to eliminate confusion and misunderstanding, may be in any of a variety of designs.

## MIL-HDBK-1473A (MI)

5.10.1.1 Colors. Colors reserved for hazard information are not used for informational signs.

5.10.1.2 Markings. Informational signs carry messages of a general nature such as rules, regulations, and markers when such posting does not conflict with danger or caution notices.

5.10.2 Marker signs. Marker signs, used to designate locations such as offices, entrances, and restrooms, may be of any convenient size and of any desired design providing they are distinct from safety signs and other non-safety signs.

## MIL-HDBK-1473A (MI)

TABLE III Safety colors

FED-STD-595 COLORS	FOR IDENTIFICATION OF	EXAMPLES
<u>Red</u> 11105 21136 21105	Fire detection equipment and fire suppression systems  Containers of flammable liquids  Danger  Stop	<ul style="list-style-type: none"> <li>• Fire alarm boxes</li> <li>• Fire blanket boxes</li> <li>• Fire extinguisher containers (except for stored pressure water extinguishers)</li> <li>• Fire extinguishers (unless painting unnecessary)</li> <li>• Fire hose locations</li> <li>• Fire pumps</li> <li>• Fire sirens (except vehicular mounted)</li> <li>• Sprinkler piping (MIL-STD-101)</li> <li>• Fire reporting telephones</li> <li>• Emergency exit signs.</li> <li>• Safety cans or other portable, service-type containers of flammable liquids having a flashpoint at or below 27°C (80°F)<sup>1</sup></li> <li>• High voltage</li> <li>• No smoking, matches or open lights</li> <li>• Keep out.</li> <li>• Stop buttons for emergency stopping of machinery</li> <li>• Emergency stop bars on hazardous machines</li> </ul>
<u>Yellow</u> <sup>2</sup> 13655 23528 23655 33538	Caution           Physical hazards	<ul style="list-style-type: none"> <li>• Handrails</li> <li>• Guardrails</li> <li>• Top and bottom treads of stairways</li> <li>• Containers of hazardous chemicals</li> <li>• Pipes containing flammable material</li> <li>• Waste containers for highly combustible materials</li> <li>• Hook blocks on cranes</li> <li>• Coverings and guards for guy wires</li> <li>• Corner markers for storage piles</li> <li>• Exposed and unguarded edges of platforms, pits, walls, and obstructions</li> <li>• Pillars, posts, and columns</li> <li>• Fixtures suspended from ceilings or walls that extend into normal operating areas</li> <li>• Corner markers where material-handling equipment is used</li> <li>• Edges of horizontally closing elevator doors.</li> </ul>

<sup>1</sup>Also has additional clearly visible identification: a yellow band around the can or name of contents conspicuously stenciled or painted in yellow.

<sup>2</sup>or yellow and black stripes, or yellow and black checks in optional dimensions, used interchangeably to attract the most attention in the environment involved.

## MIL-HDBK-1473A (MI)


TABLE III Safety colors - Continued

FED-STD-595 COLORS	FOR IDENTIFICATION OF	EXAMPLES
<u>Green</u> 14260 24260	First aid  Other safety items	<ul style="list-style-type: none"> <li>• Location of first aid equipment, stretchers, personnel deluge showers, protective masks, safety starting buttons</li> <li>• Location of protective masks, safety starting buttons, safety instruction signs, safety bulletin boards.</li> </ul>
<u>Black</u> <u>White</u> 17038      17875 27038      27875 37038      37875	Housekeeping and traffic markings	<ul style="list-style-type: none"> <li>• Location and width of aisles, dead ends of aisles or passageways</li> <li>• Location for refuse cans</li> <li>• White corners for rooms or passageways</li> </ul>
<u>Blue</u> 15102 25102	Safety information and control designation	<ul style="list-style-type: none"> <li>• Safety information on information signs and bulletin boards</li> <li>• Exterior of switch boxes and electrical controls which are the starting point or source for hazardous machinery or equipment<sup>3</sup></li> </ul>
<u>Orange</u> 12246 22246 32246	Items which may cut, crush, shock or injure  Background color for fire-hazard symbols required to be posted in explosives storage areas.  Orange and white markers used to designate range limit markers.	<ul style="list-style-type: none"> <li>• Dangerous parts of machines or energized equipment when exposed or when enclosure doors are open or when gear, belt, or other guards around moving equipment are opened or removed, exposing unguarded hazards.</li> </ul>
<u>Purple (Magenta)</u> 17142 27142 37142	Radiation hazards (Ionizing)	(ANSI N2.1 and ANSI Z535.1)

<sup>3</sup> Doesn't apply to quarters, barracks, offices, electrical outlets, room lighting controls, avionics vans, or other, unmodified, factory-installed equipment where voltage, frequencies, and other characteristics are clearly labeled.)

MIL-HDBK-1473A (MI)

Wording Examples



- Danger--Keep Away
- Danger--Keep Out
- Danger--Keep Off
- Danger--Crane Overhead
- Danger--High Voltage--2300 Volts
- Danger--Keep Off, Electric Current
- Danger--Insufficient Clearance
- Danger--Use No Open Light--Flammable
- Danger--No Smoking, Matches, or Open Lights\*

\*For signs reading "No Smoking," a rectangular sign using white letters on a red background shall be acceptable except in high hazard areas.

Sign Size (mm)	Black Rectangular Panel (mm)		Red Oval (mm)		Word "Danger" Height of Letters (mm)	Maximum Space Available for Sign Wording (mm)	
	Height	Width	Height	Width		Height	Width

HORIZONTAL PATTERN

175	250	80	235	70	210	35	70	235
250	350	110	335	105	295	55	105	335
350	500	160	485	145	425	70	155	485
500	700	230	685	205	595	105	230	685

UPRIGHT PATTERN

250	175	60	160	55	145	25	160	160
350	250	80	235	70	210	35	235	234
500	350	115	335	105	295	50	350	334
700	500	160	485	145	595	70	505	484

NOTES

1. Paints with phosphorescent or retroreflective content may be used when safety considerations justify the need for ensuring visibility of signs in darkened areas or at night.
2. A white line separating the outside edges of the red oval from the adjacent edge of the black panel may be used.

FIGURE 1. Danger signs

MIL-HDBK-1473A (MI)

Wording Examples

- Caution--Stop Machinery to Clean, Oil, or Repair
- Caution--Close Clearance
- Caution--Goggles Must be Worn When Operating This Machine
- Caution--Electric Fence
- Caution--Eye Protection Required in This Area
- Caution--Hearing Protection Required



Sign Size (mm)		Black Rectangular Panel (mm)		Word "Caution" Height of Letters (mm)		Max Space Available for Sign Wording Below Panel (mm)	
Height	Width	Height	Width	Height	Width	Height	Width

HORIZONTAL PATTERN

175	250	55	235	40	80	235
250	350	80	335	55	135	335
350	500	95	485	70	225	485
500	700	105	685	80	360	685


UPRIGHT PATTERN

250	175	40	160	30	175	160
350	250	55	235	45	260	235
500	350	80	335	55	385	335
700	500	95	485	70	600	485

FIGURE 2. Caution signs

Wording Examples

Walk-Don't Run - Avoid Injuries  
 Lock Out Controls Before Making Repairs  
 Report All Injuries

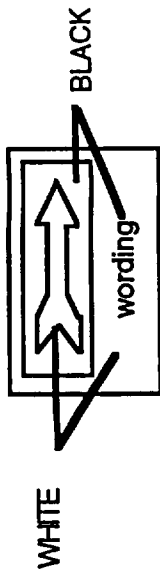


NOTE: The word "Think" as given here is only an illustration. Other wording may be used.

Sign Size (mm)		Green Rectangular Panel (mm)		Word "Think" (mm)		Max Space Available for Sign Wording Below Panel (mm)	
Height	Width	Height	Width	Height of Letters	Width	Height	Width
175	250	55	235	40	85	235	235
250	350	80	335	55	135	335	335
350	500	95	485	70	225	485	485
500	700	105	685	80	360	685	685

FIGURE 3. Safety instruction signs

Wording Examples



This Way Out (below arrow panel)  
 To First Aid or Symbol (below arrow panel)  
 To First Aid

Sign Size (mm)	Black Rectangular Panel (mm)		White Arrow (mm)						Maximum Space Available for Sign Wording (mm)	
	Height	Width	Overall Length	Arrow Head		Arrow Shaft Height	Arrow Tail		Height	Width
162	81	335	316	69	75	28	59	81	56	334
225	112	484	266	94	103	41	81	112	84	484
300	150	684	666	128	141	53	109	150	119	684
375	187	884	866	159	172	66	137	187	156	884

FIGURE 4. Directional signs

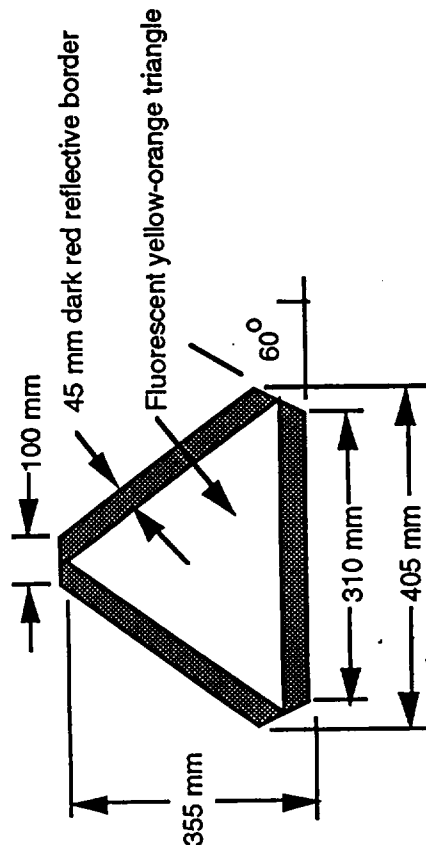


FIGURE 5. Example of sign for slow-moving vehicle

## MIL-HDBK-1473A (MI)

## 6. NOTES

6.1 Intended use. This standard is intended to present general guidelines and current practices for color and marking of Army materiel, to provide information otherwise only contained in selected administrative (Non DODISS) publications, and to provide this information conveniently, by commodity and function. The handbook is intended for use during acquisition, and not as a basis for repainting fielded materiel.

6.2 Subject term (key word) listing.

- Exteriors
- Identification
- Interiors
- Labeling
- Safety
- Signs
- Warnings
- Wording

6.3 Changes from previous issue. The margins of this handbook are marked with vertical lines to indicate where changes from the previous issue were made. Asterisks were used to designate deletions from the previous issue. This was done as a convenience only and the Government assumes no liability whatsoever for any inaccuracies in these notations. Marginal notations are not provided to indicate (a) changes to figures and tables or (b) editorial changes incident to converting from MIL-STD to MIL-HDBK format (e.g., re-expressing requirements as guidance or current practice).

## MIL-HDBK-1473A (MI)

## APPENDIX

## SUPPLEMENTARY AND SOURCE DOCUMENTS

A1 SCOPE. This appendix identifies documents that provide supplementary information and criteria on color and marking of Army materiel, some of which were used as sources for some of the guidelines and preferred practices contained in Section 5.

## A2 APPLICABLE DOCUMENTS

A.2.2 Government documents.

A.2.2.1 Specifications, standards, and handbooks. The issues of the following documents are those listed in the latest issue of the Department of Defense Index of Specifications and Standards (DoDISS) and supplement thereto.

## SPECIFICATIONS

## DEPARTMENT OF DEFENSE

MIL-C-8779	-	Colors, Interior, Aircraft, Requirements for	*
MIL-C-25050	-	Colors, Aeronautical Lights and Lighting Equipment, General Specification for	
MIL-M-81531	-	Marking of Electrical Insulating Materials	

## STANDARDS

## FEDERAL

FED-STD-3	-	Color, Aeronautical Lighting	
-----------	---	------------------------------	--

## DEPARTMENT OF DEFENSE

MIL-STD-1425	-	Safety Design Requirements for Military Lasers and Associated Support Equipment	
MIL-STD-1474	-	Noise Limits	
MIL-STD-1857(EL)-	-	Grounding, Bonding, and Shielding Design Practices	

(Unless otherwise indicated, copies of the above specifications and standards are available from the Standardization Documents Order Desk, Building 4D, 700 Robbins Avenue, Philadelphia, PA 19111-5094.)

A.2.2.2 Other Government documents, drawings, and publications.

## DOCUMENTS

## FEDERAL GOVERNMENT

10 CFR 20	-	Energy
20 CFR 1910.96	-	Ionizing Radiation
29 CFR 1910.144	-	Safety Color Code for Marking Physical Hazards
29 CFR 1910.145	-	Specifications for Accident Prevention Signs and Tags
29 CFR 1910.1200	-	Safety Color Code for Marking Physical Hazards

## MIL-HDBK-1473A (MI)

## DEPARTMENT OF DEFENSE

- DODISS - Department of Defense Index of Specifications and Standards
- 6050H - Hazard Chemical Warning Labeling System for the Department of Defense

## DEPARTMENT OF THE ARMY

## ARMY REGULATIONS

- AR 11-34 - Army Respiratory Protection Program
- AR 40-5 - Preventive Medicine
- AR 58-1 - Management, Acquisition, and Use of Administrative Use Motor Vehicles
- AR 385-9 - Safety Requirements for military Lasers
- AR 385-10 - Army Safety Program
- AR 385-61 - Army's Toxic Chemical Warfare Agent Safety
- AR 385-64 - Ammunition and Explosives Standards
- AR 385-69 - Biological Defense Safety Program
- AR 420-70 - Buildings and Structures
- AR 750-1 - Army Materiel Maintenance Policy and Retail Maintenance Operations (Section 4-41: Painting, CPP, CARC, and Marking of Army Materiel)

## ARMY PAMPHLETS

- DA Pam 40-501 - Hearing Conservation Program

## TECHNICAL BULLETINS

- TB 43-0209 - Color, Marking, and Camouflage Painting of Military Vehicles, Construction Equipment, and Materials Handling Equipment \*
- TB 746-95-1 - Color, Marking, and Camouflage Pattern Painting for Armament Command Equipment
- TB-MED 502 - Occupational and Environmental Health—Respiratory Program
- TB-MED-506 - Occupational and Environmental health—Occupational Vision
- TB MED 523 - Control of Hazards to Health from Microwave and Radio Frequency Ultrasound
- TB MED 524 - Occupational and Environmental Health: Control of Hazards to Health from Laser Radiation

## TECHNICAL MANUALS

- TM 55-1500-345-23 Painting and Marking of Army Aircraft
- TM 55-6600-200-20 Marking of Instruments and Interpretation of Markings, Organizational Maintenance Manual for

## MIL-HDBK-1473A (MI)

### PUBLICATIONS

#### US ARMY SAFETY CENTER

##### INFORMATION GUIDE

Un-numbered      Safety Color Code Markings, Signs, and Tags

(Application for copies of the U.S. Army Safety Center Information Guide should be addressed to: Commander, US Army Safety Center, ATTN: CSSFC-PP, Fort Rucker, AL 36362-5363. Copies of other publications required by contractors in connection with specific procurement functions should be obtained from the procuring activity or as directed by the contracting officer.)

A.2.3 Non-Government publications. The following documents form a part of this handbook to the extent specified herein. Unless otherwise specified, the issues of the documents which are DoD adopted are those listed in the latest issue of the DoDISS and supplement thereto.

#### AMERICAN NATIONAL STANDARDS INSTITUTE (ANSI)

ANSI C2	-	National Electrical Safety Code
ANSI D6.1	-	Manual on Uniform Traffic Control Device for Streets and Highways
ANSI Z48.1	-	Method of Marking Portable Compressed Gas Containers to Identify the Material Contained
ANSI Z136.1	-	Safe Use of Lasers
ANSI Z535.1	-	Safety Color Code
ANSI Z535.2	-	Environmental and Facility Safety Signs
ANSI Z535.4	-	Product Safety Signs and Labels

(Application for copies should be addressed to the American National Standards Institute, Inc., 11 West 42nd Street, New York, NY 10036.)

#### INTERNATIONAL ORGANIZATION FOR STANDARDIZATION (ISO)

ISO 3864	-	Safety Signs and Colors
----------	---	-------------------------

(Application for copies should be addressed to the American National Standards Institute, Inc., 11 West 42nd Street, New York, NY 10036.)

#### NATIONAL FIRE PROTECTION ASSOCIATION

NFPA 70	-	National Electrical Code
NFPA 291	-	Fire Flow Testing and Marking of Fire Hydrants

(Application for copies should be addressed to the National Fire Protection Association, Battery March Park, Quincy, MA 02269.)

## MIL-HDBK-1473A (MI)

## INDEX

	<u>Para</u>	<u>Page</u>
Aircraft -----	5.6	12
Aircrew stations-----	5.6.2	12
Ammunition -----	5.7.1	13
Antenna radomes -----	5.8.1	12
Antenna towers -----	5.8.2	13
Applicable documents -----	2	1
Armed Forces Radio and Television Network equipment -----	5.8.3	13
Arms, small -----	5.8.15	14
Army medical department (railroad equipment)-----	5.3.2.4	8
Artillery, towed -----	5.4.1	8
Audio-visual equipment -----	5.8.12	14
Automatic data processing equipment -----	5.8.4	13
Avionics equipment -----	5.6.3	12
Bar coding -----	4.3	4
Bridging equipment -----	5.8.5	13
Cables -----	5.5.2	11
Communications -----	5.5.2.2	11
Electrical -----	5.5.2.1	11
Thermocouples -----	5.5.2.4	11
Vehicles -----	5.5.2.3	11
Chemical warfare equipment -----	5.7.2	13
Communication equipment -----	5.5.8	12
Construction equipment -----	5.1.2.3	5
Controls		
Colors -----	4.1.2	4
Marking -----	4.2.3	4
Definitions -----	3	3
Detail guidelines -----	5	5
Display		
Colors -----	4.1.2	4
Marking -----	4.2.3	4
Electronic items -----	5.5.3	11
Fire control materiel -----	5.8.6	13
General guidelines -----	4	4
Ground controlled approach (GCA) radar equipment -----	5.8.7	13
Ground support equipment -----	5.4.3	9
Hookup wire -----	5.5.6	11
Hose -----	5.4.4.1	9
Identification, general -----	4.2.1	7
Labeling -----	4.2.4	4

## MIL-HDBK-1473A (MI)

## INDEX

	<u>Para</u>	<u>Page</u>
Laser		
Hazards -----	5.5.4.3	11
Tactical -----	5.5.4.5	11
Launchers, multiple rocket -----	5.4.1	8
Lettering -----	4.2.4	4
Lines (hose, pipe and tubes) missiles -----	5.4.4.1	9
Machine tools -----	5.8.8	14
Marking, general -----	4.2	4
Materials handling equipment -----	5.1.2.3	5
Meteorological equipment -----	5.8.9	14
Missiles, guided -----	5.4.2	9
Missiles, guided, training aids -----	5.4.4.2	9
Notes -----	6	20
Nuclear reactor system (valves, fittings, flanges, unions) -----	5.7.3	12
Numeral design -----	4.2.4	4
Numerical designation (colors) -----	4.1.1	4
Nylon webbing -----	5.8.10	13
Off-the-shelf equipment -----	4.1.3	4
Petroleum products -----	5.8.11	13
Photographic equipment -----	5.8.12	14
Pictorial symbols -----	5.1.2.5	5
Pipe -----	5.4.4.1	9
Pipeline -----	5.8.13	14
Radio frequency hazard warning symbol -----	5.5.4.2	11
Railroad equipment -----	5.3	5
Reference designation (elec.) -----	5.5.7	11
Safety colors -----	5.9.1	14
Safety sign colors and markings -----	5.9.2	14
Scope -----	1	1
Shelters, communication-electronics -----	5.5.1	10
Shipment, marking for -----	4.2.2	4
Signs, non-safety -----	5.10	14
Signs, safety color and -----	5.9	14
Specific items, color/markings -----	4.3	4
Storage, marking for -----	4.2.2	4
Test equipment (elec.) -----	5.5.5	12
Transporters, shipping, reusable -----	5.8.14	14
Training devices -----	5.8.16	24
Tube lines -----	5.4.4.1	9
Vehicles -----	5.1	5
Vessels -----	5.2	5
Warning markings (elec.) -----	5.5.4	11

MIL-HDBK-1473A (MI)

CONCLUDING MATERIAL

Custodian:

Army - MI

Preparing activity:

Army-MI  
(Project HFAC-A027)

Review activities:

Army - AR, AT, CR, GL, MD, MR, PT, TE, TM  
DLA - GS

Industry associations and professional societies:

AAMI  
AIA  
ASTM  
EIA  
HFES  
SAE

Civil Agency Coordinating Activities:

DOT - FAA

## MIL-HDBK-1473A (MI)

<b>STANDARDIZATION DOCUMENT IMPROVEMENT PROPOSAL</b>		
<b>INSTRUCTIONS</b>		
<p>1. The preparing activity must complete blocks 1, 2, 3, and 8. In block 1, both the document number and revision letter should be given.</p> <p>2. The submitter of this form must complete blocks 4, 5, 6, and 7.</p> <p>3. The preparing activity must provide a reply within 30 days from receipt of the form.</p> <p>NOTE: This form may not be used to request copies of documents, nor to request waivers, or clarification of requirements on current contracts. Comments submitted on this form do not constitute or imply authorization to waive any portion of the referenced document(s) or to amend contractual requirements.</p>		
<b>I RECOMMEND A CHANGE</b>	<b>1. DOCUMENT NUMBER</b> MIL-HDBK-1473A (MI)	<b>2. DOCUMENT DATE (YYMMDD)</b> 970829
<b>3. DOCUMENT TITLE</b> COLOR AND MARKING OF ARMY MATERIEL		
<b>4. NATURE OF CHANGE</b> (Identify paragraph number and include proposed rewrite, if possible. Attach extra sheets as needed.)		
<b>5. REASON FOR RECOMMENDATION</b>		
<b>6. SUBMITTER</b>		
<b>a. NAME</b> (Last, First, Middle Initial)	<b>b. ORGANIZATION</b>	
<b>c. ADDRESS</b> (Include Zip Code)	<b>d. TELEPHONE</b> (Include Area Code) Commercial AUTOVON (If appropriate)	<b>7. DATE SUBMITTED</b> (YYMMDD)
<b>8. PREPARING ACTIVITY</b>		
<b>a. NAME</b> U.S. Army Aviation and Missile Command	<b>b. TELEPHONE</b> (Include Area Code) (1) Commercial (2) AUTOVON (205) 955-6125 645-6125	
<b>c. ADDRESS</b> (Include Zip Code) Commander, U.S. Army Aviation and Missile Command ATTN: AMSAM-RD-SE-TD-ST Redstone Arsenal, AL 35898-5270	<b>IF YOU DO NOT RECEIVE A REPLY WITHIN 45 DAYS, CONTACT:</b> Defense Quality and Standardization Office 5203 Leesburg Pike, Suite 1403, Falls Church, VA 22041-3466 Telephone (703) 756-2340 AUTOVON 289-2340	

DD Form 1426, OCT 89

Previous editions are obsolete.

198720